

City of Clemson

Total Population

	2010	2020	2025	Growth Rate ¹
Clemson	13,905	15,802	16,612	1.00%
Pickens County	119,224	129,347	134,734	0.82%
Upstate SC	1,362,073	1,534,241	1,622,166	1.12%
South Carolina	4,625,364	5,282,232	5,629,430	1.28%

¹ Projected annual growth rate 2020-2025

Households & Families

	2010	2020	2025
Total Households	5,914	6,828	7,181
Total Families	2,485	2,760	2,873
Average HH Size	2.33	2.25	2.25

Population by Age

	2010	2020	2025
Under 5	3.7%	3.4%	3.6%
5 to 9	4.0%	3.2%	3.3%
10 to 14	3.8%	3.9%	3.4%
15 to 24	40.8%	33.2%	32.3%
25 to 34	12.8%	20.1%	19.5%
35 to 44	7.5%	7.1%	8.1%
45 to 54	8.3%	7.4%	7.4%
55 to 64	7.6%	8.3%	7.8%
65+	11.5%	13.4%	14.6%

12.8%

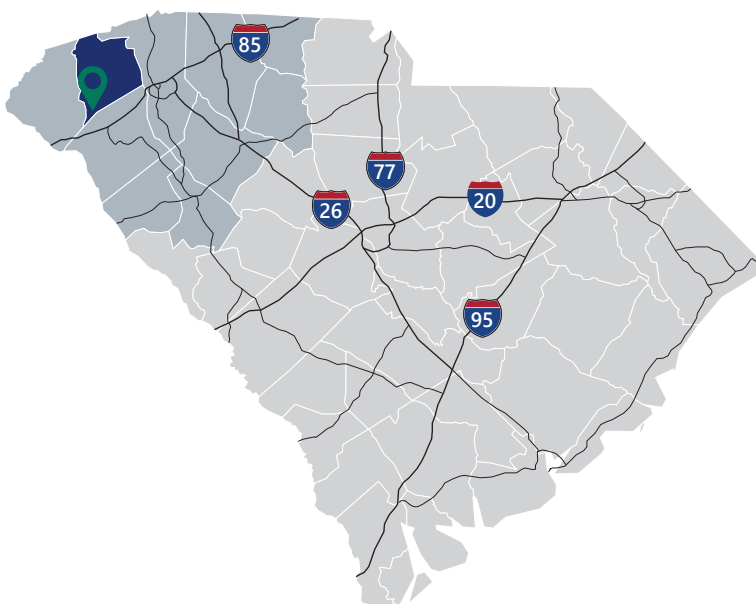
Under 18

34.6%

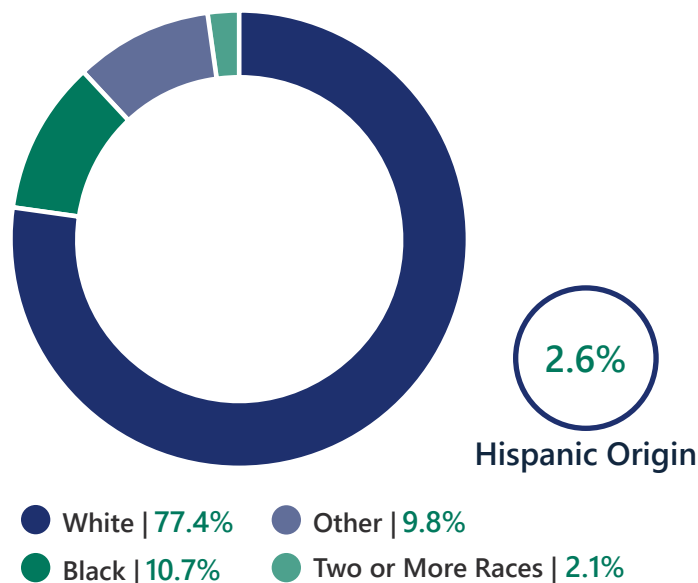
Prime Working Age

27.1

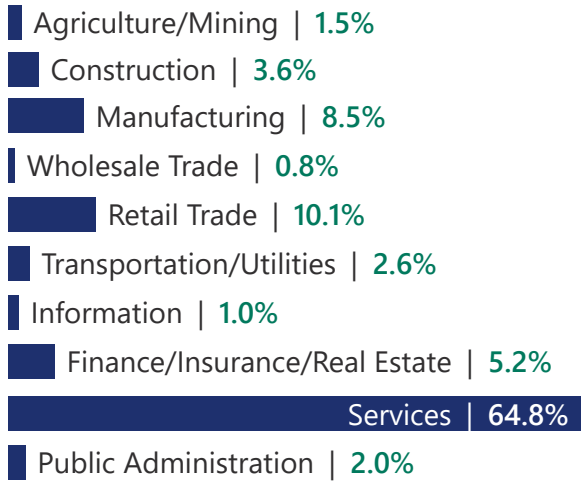
Median Age



2020 Population By Race & Ethnicity

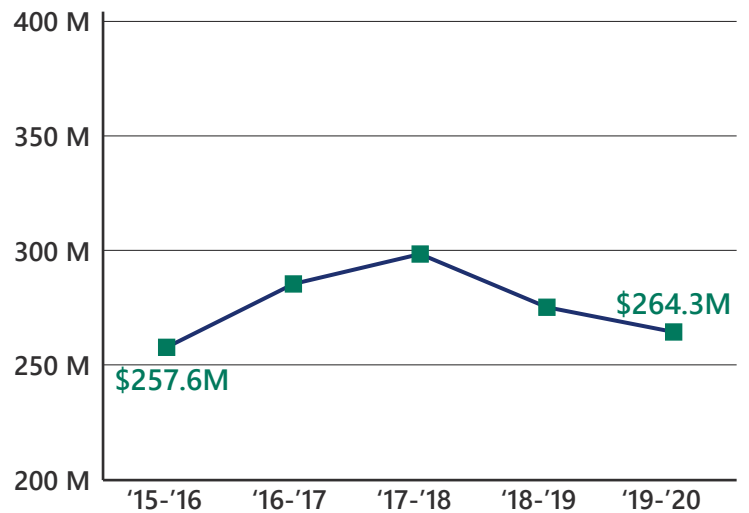


2020 Employment by Industry

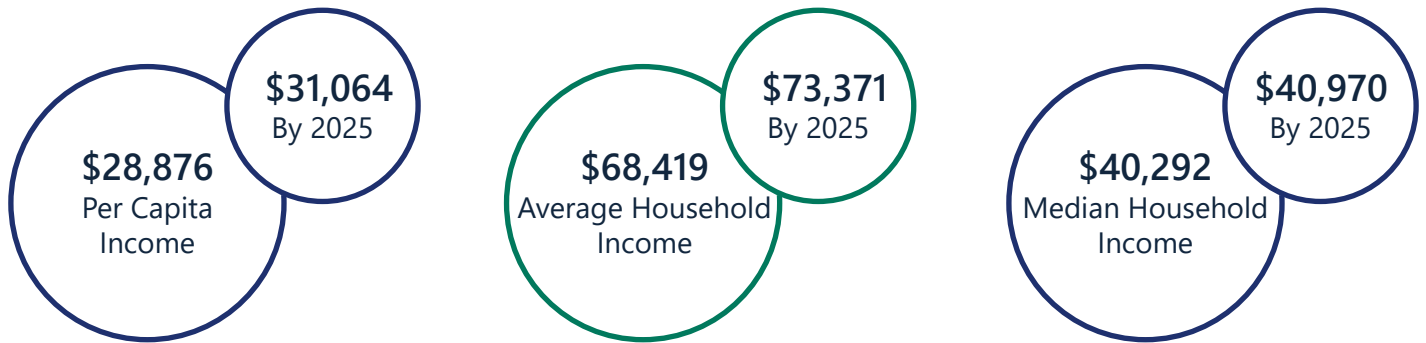


Employed Population, Age 16+ | 7,178 people or 90.3%


Gross Retail Sales By Fiscal Year



2020 Income



2020 Educational Attainment, Age 25+



Alliance Pickens

A. Ray Farley, II, CECd, *Executive Director*
864.898.1500
www.alliancepickens.com



Appalachian Council of Governments

30 Century Circle, Greenville, SC 29607
864.242.9733
www.scacog.org



City of Clemson

1250 Tiger Boulevard, Clemson, SC 29631
864.653.2030
www.cityofclemson.org