



Total Population

| | 2010 | 2020 | 2025 | Growth Rate ¹ |
|----------------|-----------|-----------|-----------|--------------------------|
| Easley | 19,993 | 22,013 | 23,029 | 0.91% |
| Pickens County | 119,224 | 129,347 | 134,734 | 0.82% |
| Upstate SC | 1,362,073 | 1,534,241 | 1,622,166 | 1.12% |
| South Carolina | 4,625,364 | 5,282,232 | 5,629,430 | 1.28% |

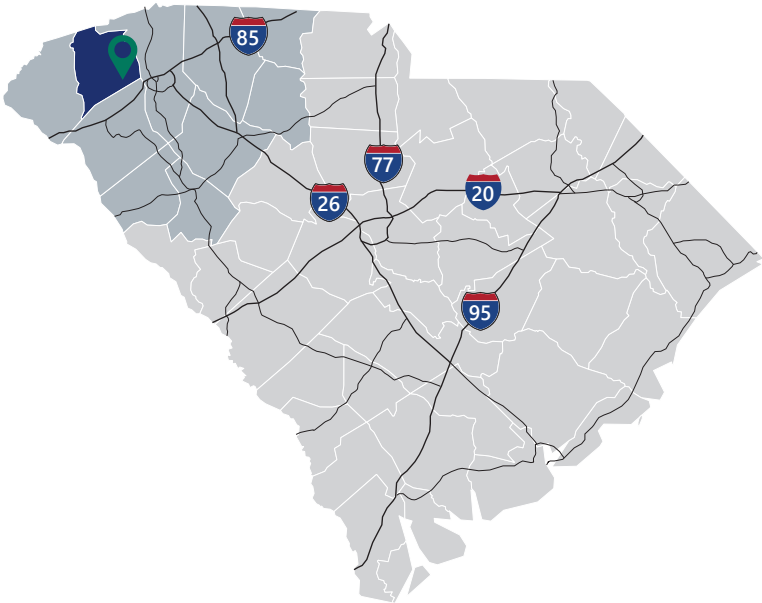
¹ Projected annual growth rate 2020-2025

Households & Families

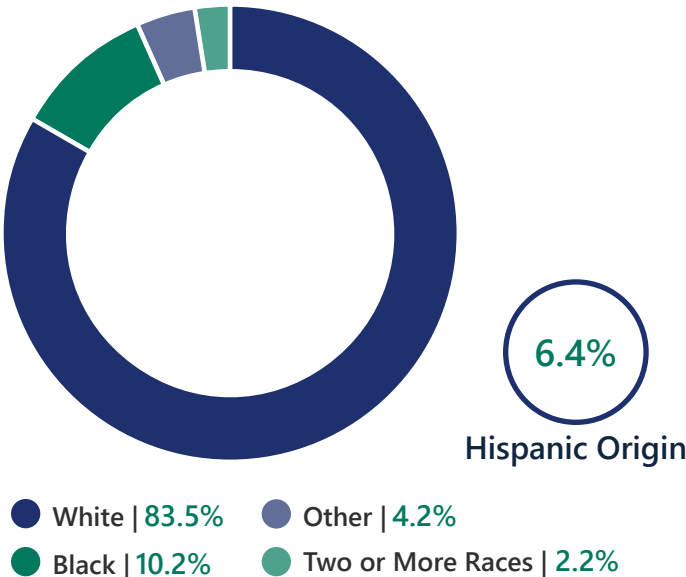
| | 2010 | 2020 | 2025 |
|------------------|-------|-------|-------|
| Total Households | 8,289 | 9,096 | 9,512 |
| Total Families | 5,474 | 5,971 | 6,209 |
| Average HH Size | 2.39 | 2.40 | 2.40 |

Population by Age

| | 2010 | 2020 | 2025 |
|----------|-------|-------|-------|
| Under 5 | 6.4% | 5.8% | 5.7% |
| 5 to 9 | 6.4% | 6.0% | 6.0% |
| 10 to 14 | 6.4% | 6.3% | 6.2% |
| 15 to 24 | 11.1% | 10.9% | 10.8% |
| 25 to 34 | 12.5% | 12.5% | 11.4% |
| 35 to 44 | 13.1% | 13.0% | 13.5% |
| 45 to 54 | 13.9% | 12.8% | 12.4% |
| 55 to 64 | 12.1% | 13.3% | 12.9% |
| 65+ | 18.0% | 19.6% | 21.1% |



2020 Population By Race & Ethnicity



Under 18

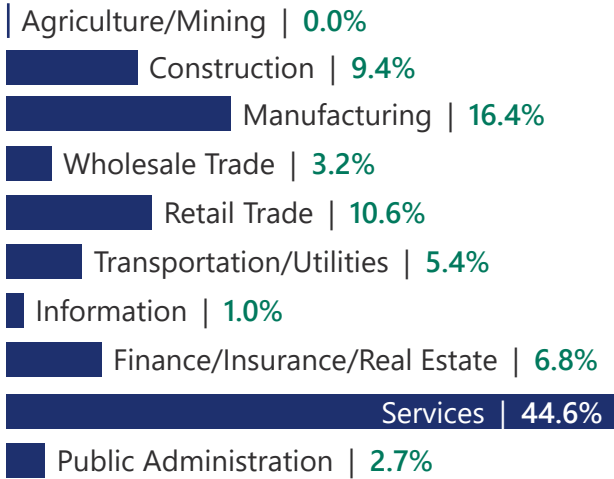


Prime Working Age



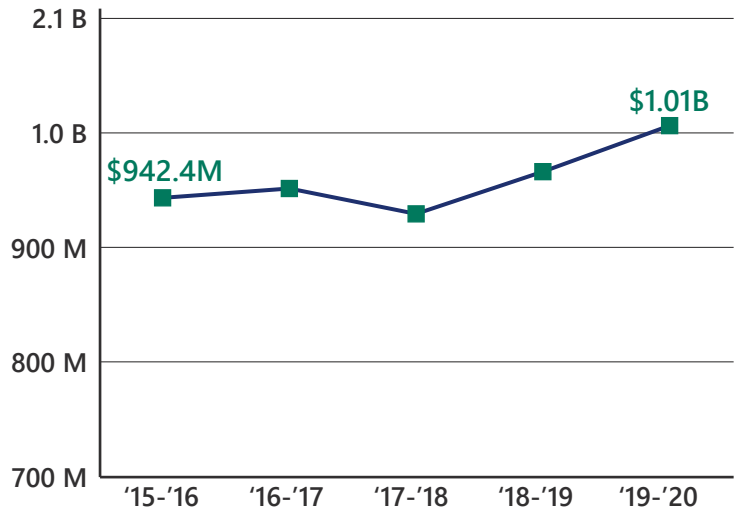
Median Age

2020 Employment by Industry

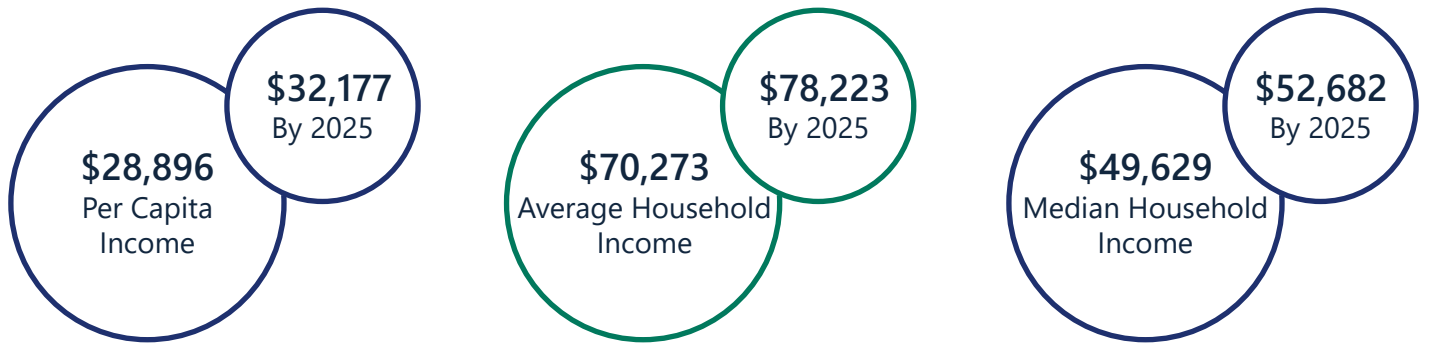


Employed Population, Age 16+ | 9,630 people or 89.4%


Gross Retail Sales By Fiscal Year



2020 Income



2020 Educational Attainment, Age 25+



Alliance Pickens

A. Ray Farley, II, CECD, Executive Director
864.898.1500
www.alliancepickens.com



Appalachian Council of Governments
30 Century Circle, Greenville, SC 29607
864.242.9733
www.scacog.org



City of Easley
205 N. First Street, Easley, SC 29640
864.855.7900
www.cityofeasley.com